

COMPANION

TRUSTED SINCE 1941

AEROBREEZE LiTHIUM

17CM FAN



OWNERS MANUAL

Part No. COMP40134

IMPORTANT: Please read this instruction manual carefully before operating the unit.

Charge the battery for a minimum of four hours before first use or if unit has not been used for a long period of time. To maximise battery life, it is recommended to fully charge the battery every three months.

SAFETY INFORMATION

Place unit in well ventilated area when in use or recharging battery.

Do not attempt to disassemble or replace batteries.

To be repaired by qualified persons only - contact Customer Service on 1300 555 197.

Do not expose to heat source, rain or submerge in liquid.

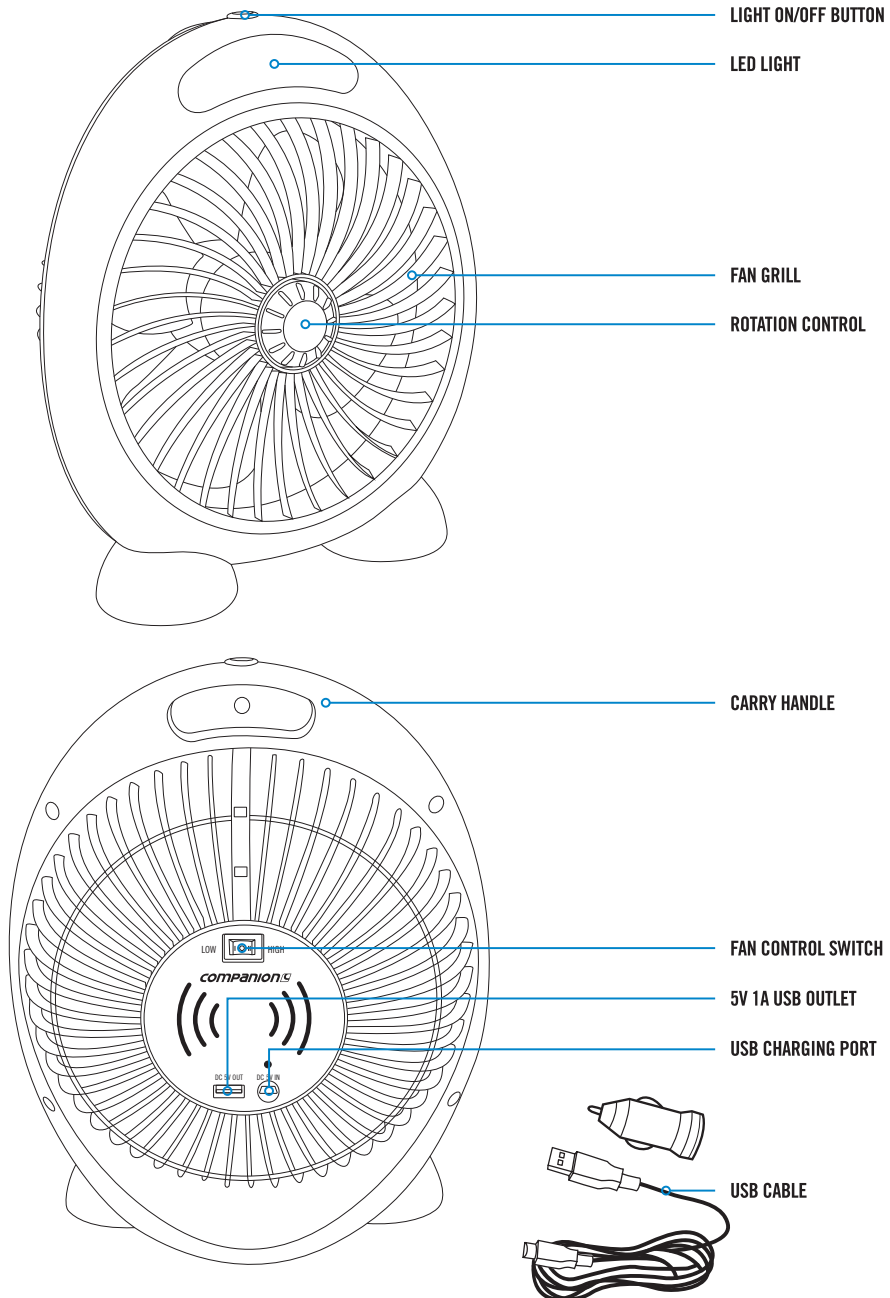
If charging cords become damaged, they must be replaced by a qualified person.

This unit is not intended for use by persons (including children) with reduced physical, sensory or mental capabilities or lack of experience and knowledge.

Children must be supervised at all times when around this unit.

Do not use USB outlet whilst fan is in operation.

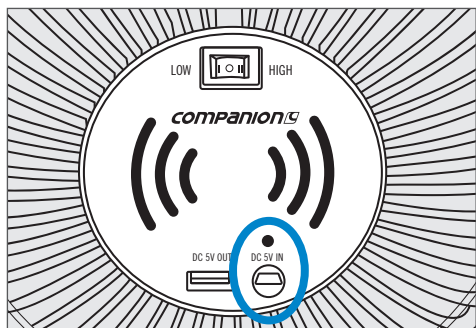
UNDERSTANDING YOUR APPLIANCE



TO RECHARGE BATTERY

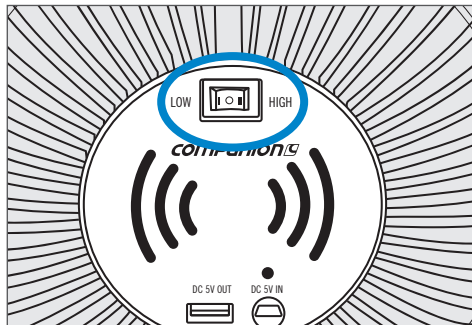
- Step 1.** Ensure unit is switched off prior to charging.
- Step 2.** Connect USB cable (included) to unit.
- Step 3.** Red light will be illuminated on unit to indicate battery is charging.
- Step 4.** Red light will switch to green once battery is fully charged.

Note: Unit can run from DC input if the battery is flat, however battery will not recharge.



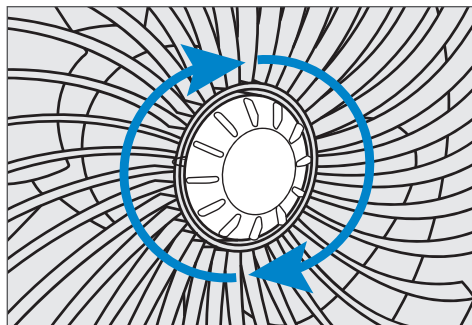
FAN OPERATION

- Step 1.** To switch on fan and select speed, move switch from "OFF" to "LOW" or "HIGH".
- Step 2.** To switch fan off, move switch to "OFF".



ROTATION OPERATION

- Step 1.** Loosen the rotation control knob anti-clockwise until fan cover starts to rotate.
- Step 2.** To stop fan rotating, turn rotation control knob fully clockwise.



CLEANING INSTRUCTIONS

Step 1. Ensure unit is switched off and disconnected from a power source before cleaning.

Step 2. Clean with a damp cloth only.

Step 3. DO NOT use any abrasive cleaners or harsh chemicals.

Step 4. Ensure all components are completely dry before storing the unit.

MAINTENANCE

For further information or assistance please contact Customer Service on 1300 555 197 or email: service@companionbrands.com.au

SPECIFICATIONS

Part no.	COMP40134
Size	17 cm
Fan run time (High)	2 hours
Fan run time (Low)	3 hours
Battery	3.7V 2600 mAh Lithium
DC Input	5V 1A USB
Charge Time	4 hours
Dimensions	221L x 120W x 261H mm
Weight (including batteries)	1.2 kg
Pack Contents	1 x 17cm Fan 1 x USB Charging Cable 1 x DC Charger

WARRANTY - For details see www.companionleisure.com.au/warranty

Companion® is a registered trademark of
Primus Australia Pty Ltd

Designed & Imported by:
Adventure Trading Australia Pty Ltd
71 Charles Ulm Place,
Eagle Farm, QLD 4009
AUSTRALIA



Made in China